



LESMURDIE
SENIOR HIGH SCHOOL
Thriving in a Nurturing Environment

ANNUAL REPORT

A REVIEW OF 2009



LESMURDIE

SENIOR
HIGH
SCHOOL

TO THE LESMURDIE SHS FAMILY,

Each year we provide a report to keep the community informed about Lesmurdie Senior High School's performance and direction. It is always a pleasure to present this information as it provides useful information to the wider community to enable all of us to make informed decisions and informed comment and feedback.

I begin by extending my heartfelt thanks to staff and parents/carers for your terrific support and efforts given to our young people. In this day and age it is important to foster good positive relationships across our community so that we may better care for our students both from an educational and a social/emotional perspective. This school

has a wonderful history and tradition in providing a nurturing environment and assisting students to reach their desired aspiration goals.

You will see in this report that there are again many achievements to be celebrated. Having said that, we are somewhat disappointed with the 2009 NAPLAN data and some of the Year 12 results. This has provided the staff with further inspiration to explore enhanced classroom practise and increase expectation from students. In this way we look to ensure that we are doing all we can for our students.

Happily well over 90% of our graduating class of 2009 achieved their goal of entering university and approximately 80% reached their

goal of entering TAFE or finding employment. We still achieved top public school status in the hills area regarding median TER scores. A great result. At Lesmurdie SHS we continue to provide a flexible array of courses so that students are able to experience a range of opportunities.

I look forward to the 2010 school year with great expectation and work towards high standards for students and staff.

Yours sincerely



KEITH SVENDSEN
Principal



Keith Svendsen and the 2010 Student Councillor Group

SENIOR SCHOOL

GRADUATION: 96%

TEE: (TERTIARY ENTRANCE EXAMINATION)

University: over 90% of our students seeking University gained entry by February 2010.

TEE League Table Hills Area Comparisons

- Top Public Hills school third time in four years.
- Ranked above most private schools every year since 2001.
- Most stable school results. Since 2001 we have had the least variation of our lowest to highest ranked position.

Stage 2 and Stage 3 League Table Statewide Comparisons

These tables compare schools on the percentage of Year 12 students in Stage 2 and 3 courses that achieved an A grade. On both tables Lesmurdie SHS was;

- In the Top 10 metropolitan public schools from 55 schools.
- Ranked above most WA private schools.

NON TEE:

Tafe: Almost 80% of our students seeking TAFE had enrolled by February 2010.

Employment: By February 83% of the students with employment as their first goal after school were employed.

Stage 1 League Table WA Comparisons

- In the Top 20 metropolitan public schools.
- Ranked above notable schools such as Guildford Grammar & Perth Modern. Also Scotch, Aquinas & Trinity Colleges.

VET: (VOCATIONAL & EDUCATION TRAINING)

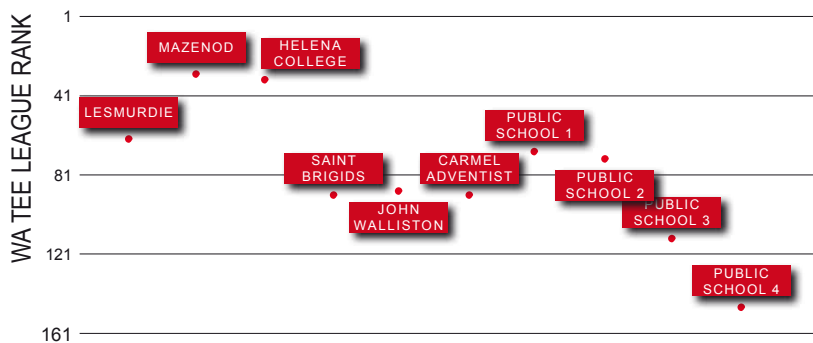
Vocational & Education Training (VET) Programmes offer both school studies and industry certificates, traineeships, apprenticeships or Work Placement.

- Certificates. Over 80% of students attained a full certificate either at school or at TAFE.
- Traineeships - Six year 12 students completed a School Based Traineeship.

CONTESTS AND AWARDS:

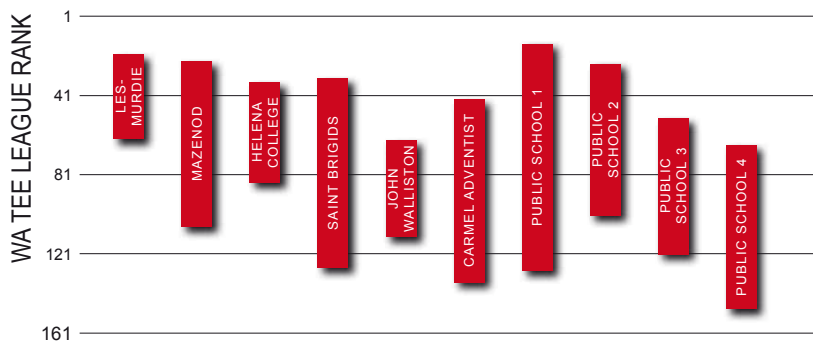
- YOHFest WA:
 - Best in Dance,
 - Second in Drama
 - State finalists in Visual Arts
- State Super 8 Cricket:
 - Runner up champion boys
 - Runner up champion girls
- Swan Alliance (over 50 schools) VET Awards:
 - Best in 3 Industry Categories
 - Best in Endeavour Category

HILLS SCHOOLS TEE RANK COMPARISONS



OUR RESPONSE - We have made very enviable achievements that we are proud of (listed left) and yet we are not content. From day one of school in 2010 there has been a commitment to higher levels of achievement for both class work and graduation. There has also been an undertaking to enhance parent communications.

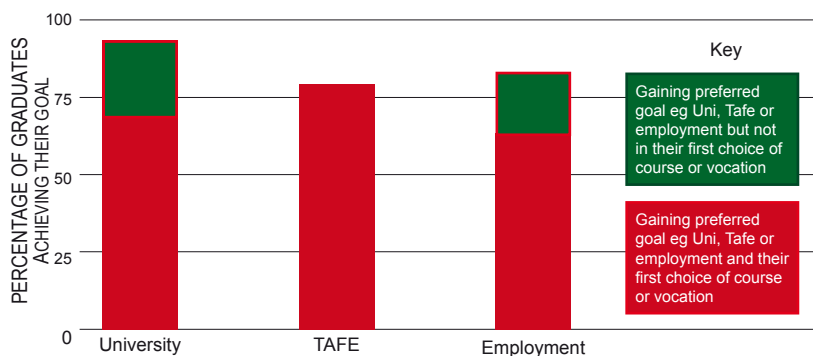
2001 - 2009 HILLS SCHOOLS RANGE OF TEE RANKS



THE HILLS SCHOOL WITH THE MOST STABLE RESULTS

It is difficult to perform at a consistently high level over an extended period. Since 2001, in the Hills area, Lesmurdie SHS has the least variation of its lowest to highest TEE League position.

PREFERRED GOAL AFTER SCHOOL



ATTAINING THEIR CAREER GOAL

- The most important statistic to any of our graduates is did Lesmurdie SHS prepare them for their career plan. We surveyed over 100 graduates in February 2010 with a view to monitoring this most important outcome.



MIDDLE SCHOOL

NAPLAN RESULTS:

National Assessment Programme for Literacy and Numeracy (NAPLAN) involves annual testing all Australian students in years 3, 5, 7 and 9.

We were not pleased with our NAPLAN comparative results despite a high percentage of our students achieving at or above the national benchmark. Shortly after the results were released late in 2009 we formed a Literacy and Numeracy Committee to enhance strategies targeting student literacy and numeracy.

The percentage of year 9 students above the national benchmarks were as follows:

- Numeracy 96%
- Reading 89%
- Punctuation & Grammar 89%
- Writing 85%
- Spelling 86%

OUTCOME LEVELS ANALYSIS:

The results are mixed when compared to the state. Meetings with Learning Area Managers and the Principal have identified key areas for improvements. Specific strategies have been implemented in 2010 to address these issues.

SPORTS EVENTS:

- Athletics carnival
- Basketball
- Cricket Super 8
- Netball
- Rugby
- Soccer
- Swimming carnival
- Team sports - Interschool carnival

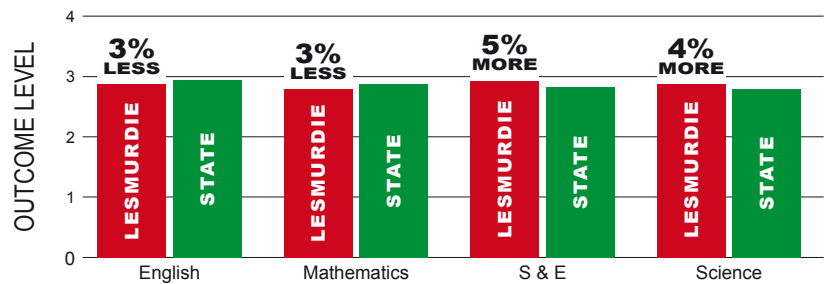
ARTS ACHIEVEMENTS

- Photography - student involvement in promotional work for school events
- Night dance performances at a range of venues.
- Drama performances at public venues, Interschool competitions and at school.
- Music performances and Band performances at school, primary schools and for outside groups.
- Young Originals - Student work selected as examples of best student works for public exhibition.

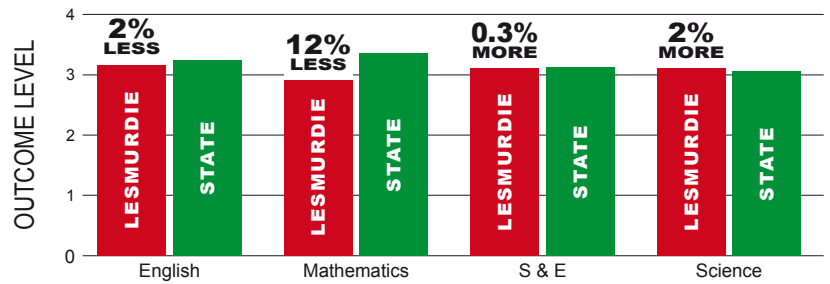
HIGHLIGHTS

- Year 8 Camp
- Da Vinci Decathlon - Academic Contest
- Jazz, Concert and Intermediate Bands Performances
- Rock Band Classes
- The Big Gig Performance
- Tour to Italy

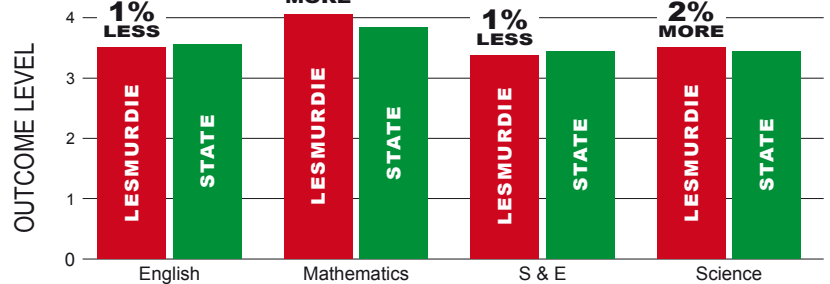
YEAR 8 MEDIAN OUTCOMES



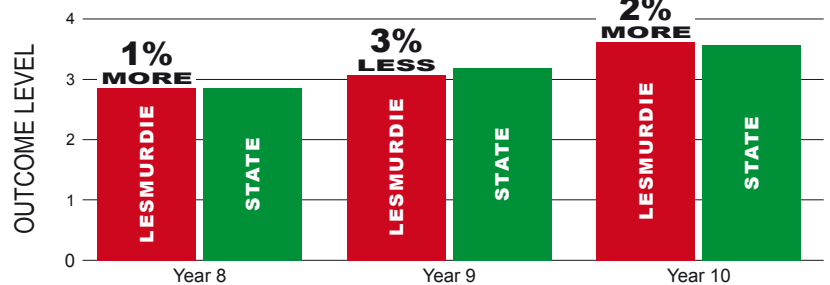
YEAR 9 MEDIAN OUTCOMES



YEAR 10 MEDIAN OUTCOMES



OVERALL YEARS 8 - 10 MEDIAN OUTCOMES



OUR RESOLVE The graph directly above shows our usual academic push in Year 10 as students approach Senior School. It also shows some inconsistencies in Years 8 and 9. In 2010 we have committed to lifting academic standards across all areas.



PROGRAMS

SPECIALIST SCIENCE & MATHS

YEARS 8 - 10



Our Specialist Science and Mathematics Program is called LEAP (Lesmurdie Extension and Acceleration Program). This program is audited by the Gifted and Talented Education Branch.

ICAS Test comparisons (International Competitions & Assessments for Schools)

Achieving a high student rank in the ICAS tests is difficult as many schools enter only their best academic students in these tests.

- Well above normal rates for Top percentile student results.

Highlights:

- Quality excursions
- Top Interschool Academic contests
 - Da Vinci Decathlon
 - WA Science & Engineering Challenge
- Curtin University Engineering Project

INTEGRATED ARTS: YEARS 9 - 10

The Integrated Arts Program has extended opportunities for students to apply their art work in a range of art contexts.

In 2009 students showcased their works as a part of major school events and in state wide competitions. A number of students who participated in this program have fast tracked into advanced senior school art classes once they enrolled in Senior School.

SCHOOL OF INSTRUMENTAL MUSIC

YEARS 8 - 10

Students in this program select one or more instruments and receive tuition from a specialist instructor.

VET PROGRAMS: YEARS 10 - 12

Students in the Vocational Education & Training (VET) Programs continued to access School Based Traineeships or Apprenticeships, Industry recognised certificates and also work placement.

CAREER DEVELOPMENT: YRS 8 - 12

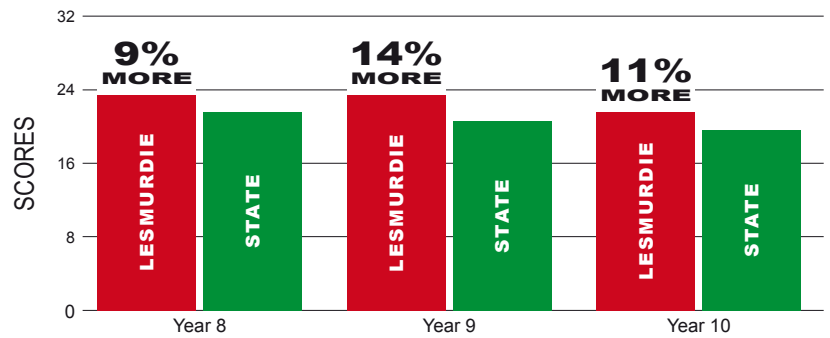
This Lesmurdie SHS initiative allows our students to prepare and plan for careers. Apart from the benefit of planning ahead, planning for after school helps students adopt a mature approach to school.

LITERACY PROGRAM: YEARS 8 - 9

The program involves intensive work with identified students on a range of literacy skills. This enhances the overall educational program for these students. The Literacy committee is engaging in whole school approaches and development to further enhance student literacy levels.

AVERAGE SCIENCE SCORE COMPARISONS

BASED ON ICAS (INTERNATIONAL COMPETITIONS & ASSESSMENT FOR SCHOOLS)

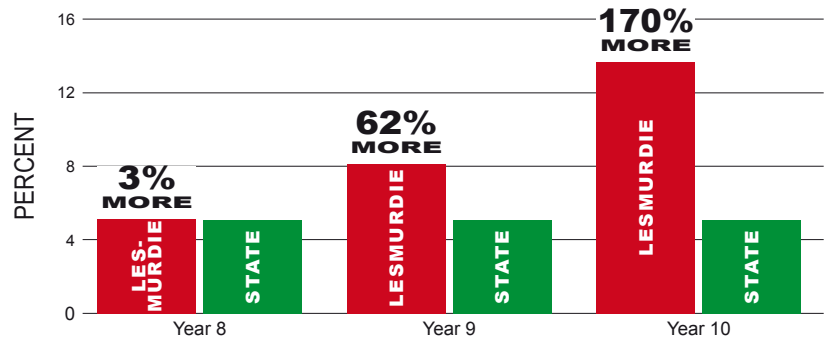


OUR ACADEMIC PROGRAM SHOWS RESULTS

- Academic Programs at other schools inevitably include very interesting experiences. Our program does this and also includes rigour. We measure the success of our program by student results and the "high end" career pathways that our graduates follow.

TOP 5% COMPARISONS

BASED ON ICAS (INTERNATIONAL COMPETITIONS & ASSESSMENT FOR SCHOOLS)



VALUE ADDING AT THE ACADEMIC LEVEL Our Specialist Science and Mathematics Program is intended to promote academic achievement. There is no better evidence of the Value Adding in this area than when we look at the Top 5% comparisons of the ICAS tests taken by students in our program.



Integrated Arts - YOH Fest Dance State Champions

Photograph: Paul Ambrose



Specialist Science & Maths

STAFF

COMMITMENT

Many staff at Lesmurdie SHS contribute towards the following extra programs that either enhance the quality of education or provide extra curricula interests for students:

- **International and Interstate excursions**
Both the White Water Rapids Excursion to Queensland and the Tour of Italy excursion were filled with excitement and a valuable extension to the Outdoor Education and Italian.
- **Quality classroom excursions**
Outdoor Education excursions; mountain biking, abseiling and camping would not occur without the enthusiastic support from our Physical Education Staff. Exciting excursions from Society and Environment, Science, Home Economics, English, The Arts, Italian, Japanese all enhanced the education of our students.
- **Competitions and Interesting Guests**
Many special guests and competitions were organised. This shows the commitment and enthusiasm of our staff.
- **Science lessons**
Regular lunch time lessons were provided in some classes to help students.
- **Weekend tuition**
These sessions were keenly attended by some Senior School science students, who were treated with tuition by organised experts in their field.
- **Tuition for tests and exams**
Exam revision & working through problems.
- **Dance**
Many hours of rehearsing for public performances and competitions such as YOH Fest (Youth on Health Festival).
- **Sports**
Over 15 different teams held training sessions and competitions. Large events like carnivals, interschool competitions and outdoor education camps were also organised.
- **Music**
Numerous bands from Rock to Classical practised after school and held performances through out the year.
- **Drama**
Lunch and after school rehearsals for a number of productions which were performed after hours at school and also at professional venues to a variety of audiences.
- **Community charity**
Staff assisted student committees with holding activities through the year that raised money for the school charities.

There were also social events such as; lunch time fusion, river cruises, camps, student exchange programs, the school ball, dinners and school dances. These activities were aimed at making student life more productive and enjoyable.

2009 STAFF DATA

Employed: 94 staff.
Teacher Attendance: 98.7%
Registration: 100% WA College of Teaching
Training: All staff engaged in 9 or more days of professional learning.

OUTLOOK

Lesmurdie SHS staff continue to work on the shared school vision '*Thriving in a nurturing environment*'. Fundamental to this is our whole school commitment to share and pass on the value of Respect and to follow the Principles of Teaching and Learning.



Queensland - Outdoor Education



Italy Tour - Italian



Biology Excursion - Science



Interschool Athletics - Phys Ed

FINANCES

SCHOOL IMPROVEMENTS

Federal Government Funding:

Funding from this program saw some substantial improvements to the school. These included:

- extension to dance practice area
- carpet in Performing Arts
- painting/upgrading some Learning Areas
- undercover area for students
- upgrade the student common room

National Secondary Schools Funding:

This fund enabled the purchase of new computer work stations, laptops and network cabling upgrades across the school.

School Funds:

We used our own funds to

- replace carpets in offices & teaching areas
- install a school wide network printing system
- install new photocopiers
- upgrade the personal address system
- install new blinds in some areas
- upgrade Student Services Area
- upgrade signs around the grounds and at the school entrance
- Install a new welder for Design and Technology students.

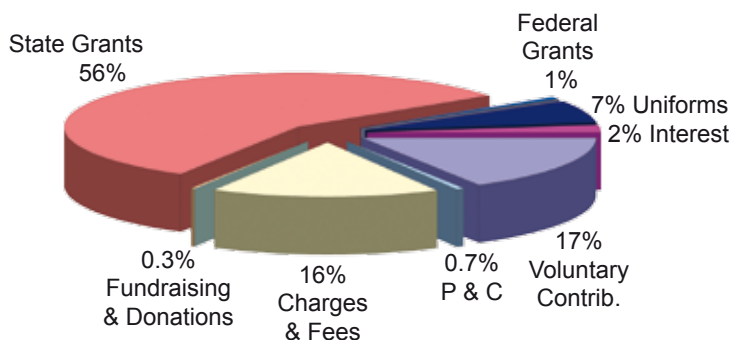
We have purchased our new school bus under the state Government School Bus Seat Belt Program.

Parents and Citizens (P&C):

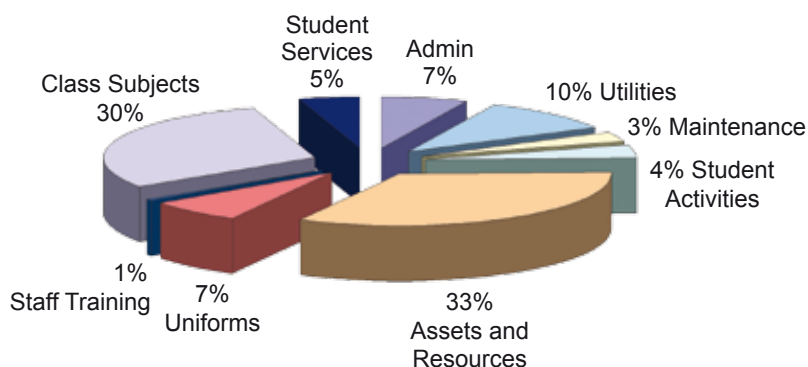
The P&C Association continued to make considerable contributions which enabled the following improvements to be made around the school

- text books and equipment for the Technology and Enterprise Area including a Router Table.
- Camera and other equipment for the Photography department.
- Printer for the Arts area
- Carpet for the gym area for student assemblies.

Revenue \$1,521,021

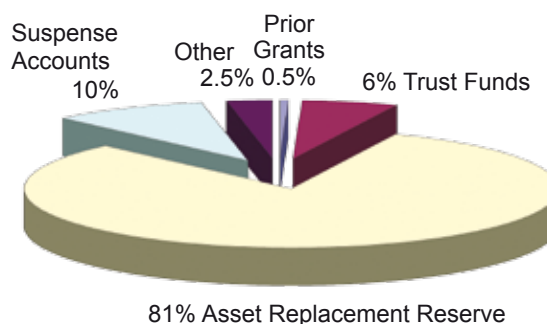


Expenditure \$1,331,579



Cash Reserve \$739,188

31st December 2009



LESMURDIE SENIOR HIGH SCHOOL

Thriving in a Nurturing Environment

Reid Road
Lesmurdie 6076
Ph 9291 1200
www.lesmurdie.wa.edu.au

2010 Open Day,
Friday May 14
Tours 9 & 11.30 am



This Annual Report is on our website www.lesmurdie.wa.edu.au